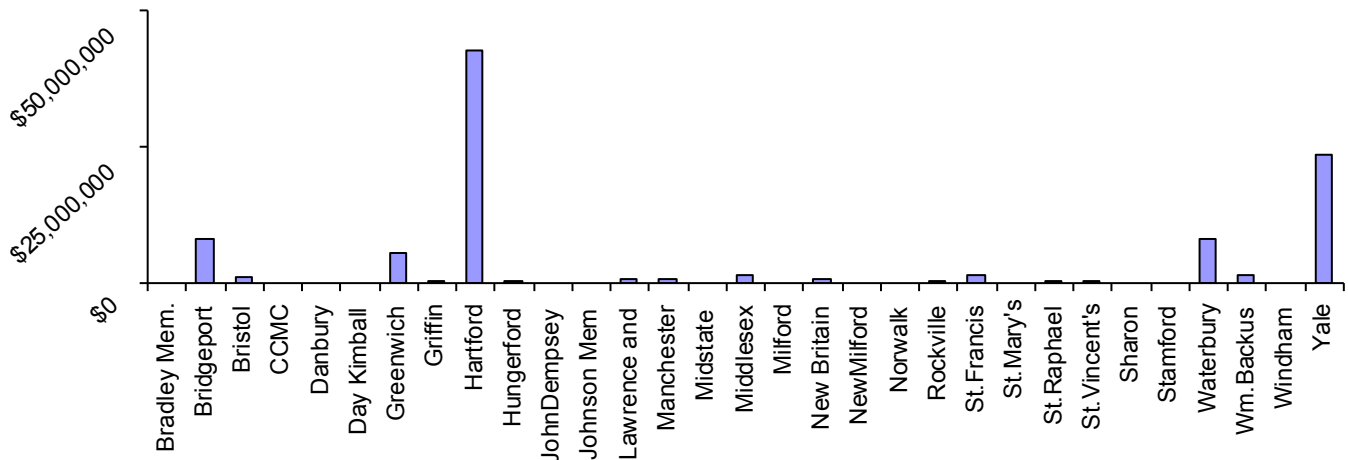


CT Hospital Free Bed Funds – 2002

21 Connecticut hospitals have access to a total of \$96,812,099 to cover the costs of caring for needy uninsured and underinsured patients

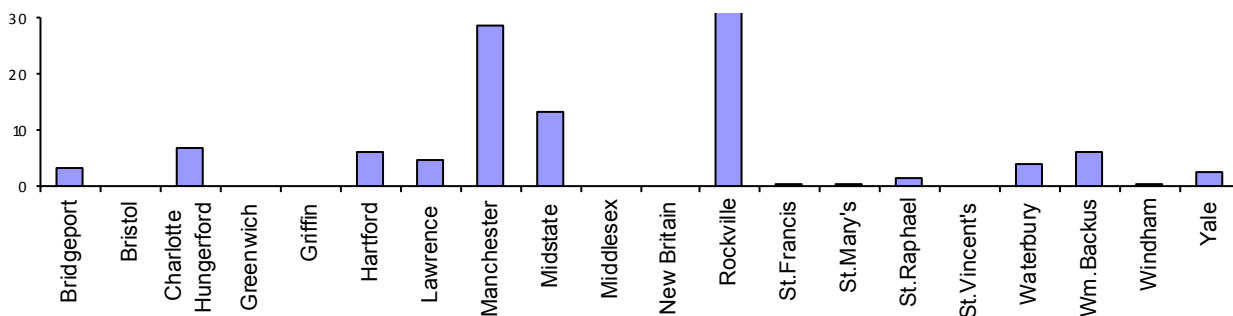
The funds were donated, often decades ago, specifically for the purpose of covering the costs of care for those who cannot pay their bills. The funds are specific to each hospital and not evenly distributed—Hartford and Yale-New Haven Hospitals have the largest funds at \$42,623,125 and \$23,524,093 – together they have 70% of the total. Eleven CT hospitals have no free bed funds.

Hospital Account Balances FY 2001



CT hospitals with free bed funds spent 5.2% of the aggregate balance in 2002. Six hospitals spent nothing; another three spent under one percent of their balance. Hartford Hospital spent 6.23% and Yale-New Haven spent 2.43%.

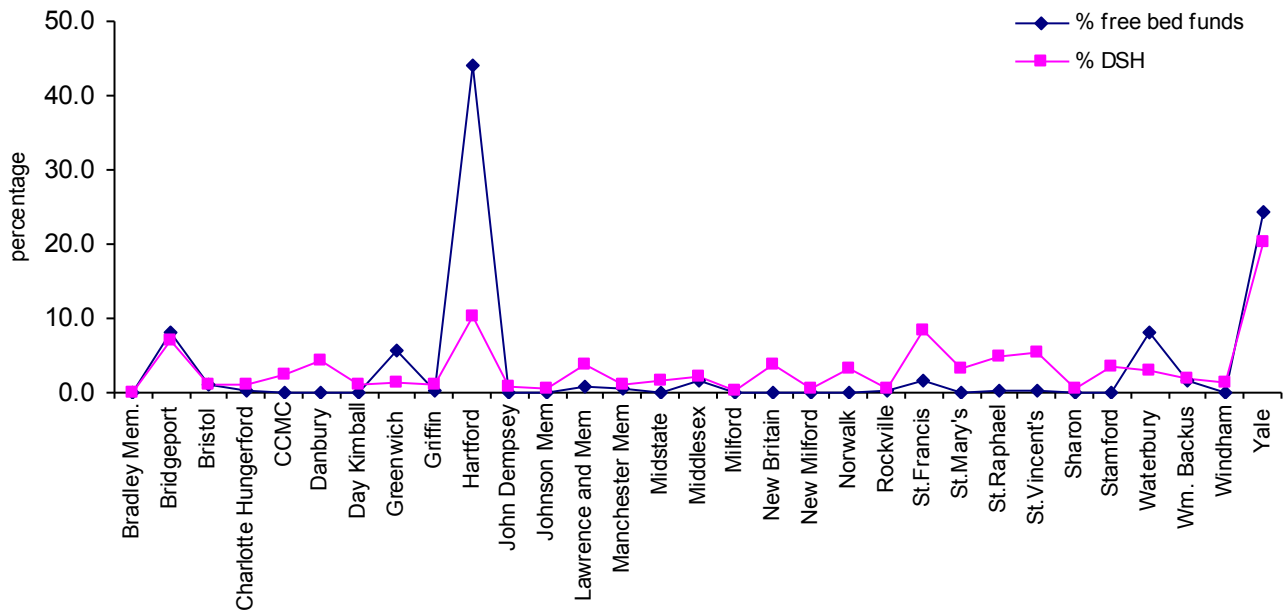
Expenditures as a % of balance



Doesn't the state reimburse hospitals for care provided to the uninsured?

Yes, the state reimburses hospitals for the costs of uncompensated care, as well as Medicaid underpayments, through the DSH program. **In FY 2002, Connecticut reimbursed hospitals \$151,729,042 under DSH.** Those payments do not take into account which hospitals have free bed funds. **In contrast, the state spent only \$17.7 million in FY 2002 on HUSKY Part B to cover uninsured children.**

Hospital share of total free bed fund vs. share of state DSH payments



Bottom line: Some Connecticut hospitals have significant resources to cover the costs of care for the uninsured that they are not using, while collecting millions in state dollars for that care

Sources: OHCA, DSS unpublished reports, Appropriations Committee Budget

CT Hospital Funds for Indigent Care/Free Beds FY 2002				
		Account Balance	Expenditures	DSH payments
Bradley Mem.		\$0	\$0	\$136,696
Bridgeport		\$7,924,734	\$300,000	\$10,568,772
Bristol		\$1,078,884	\$0	\$1,802,669
Charlotte Hungerford		\$215,438	\$11,584	\$1,495,019
CCMC		\$0	\$22,569	\$3,668,000
Danbury		\$0	\$0	\$6,452,742
Day Kimball		\$0	\$0	\$1,537,128
Greenwich		\$5,529,450	\$0	\$1,898,354
Griffin		\$254,555	\$0	\$1,644,501
Hartford		\$42,623,125	\$3,064,076	\$15,574,121
John Dempsey		\$0	\$0	\$1,095,518
Johnson Mem		\$0	\$0	\$772,950
Lawrence and Mem		\$747,956	\$39,650	\$5,566,433
Manchester Mem		\$569,726	\$209,177	\$1,661,001
Midstate		\$119,212	\$15,871	\$2,530,629
Middlesex		\$1,479,926	\$0	\$3,125,538
Milford		\$0	\$0	\$549,307
New Britain		\$795,513	\$0	\$5,874,089
New Milford		\$0	\$0	\$814,794
Norwalk		\$0	\$0	\$5,031,697
Rockville		\$290,810	\$611,183	\$708,255
St. Francis		\$1,521,490	\$4,408	\$12,561,965
St. Mary's		\$104,522	\$403	\$4,782,900
St. Raphael		\$379,809	\$5,296	\$7,406,467
St. Vincent's		\$247,806	\$0	\$8,007,535
Sharon		\$0	\$0	\$742,956
Stamford		\$0	\$0	\$5,154,510
Waterbury		\$7,936,493	\$322,737	\$4,537,573
Wm. Backus		\$1,447,028	\$101,500	\$3,049,522
Windham		\$21,529	\$77	\$1,967,848
Yale		\$23,524,093	\$571,215	\$31,009,553
Total		\$96,812,099	\$5,279,746	\$151,729,042