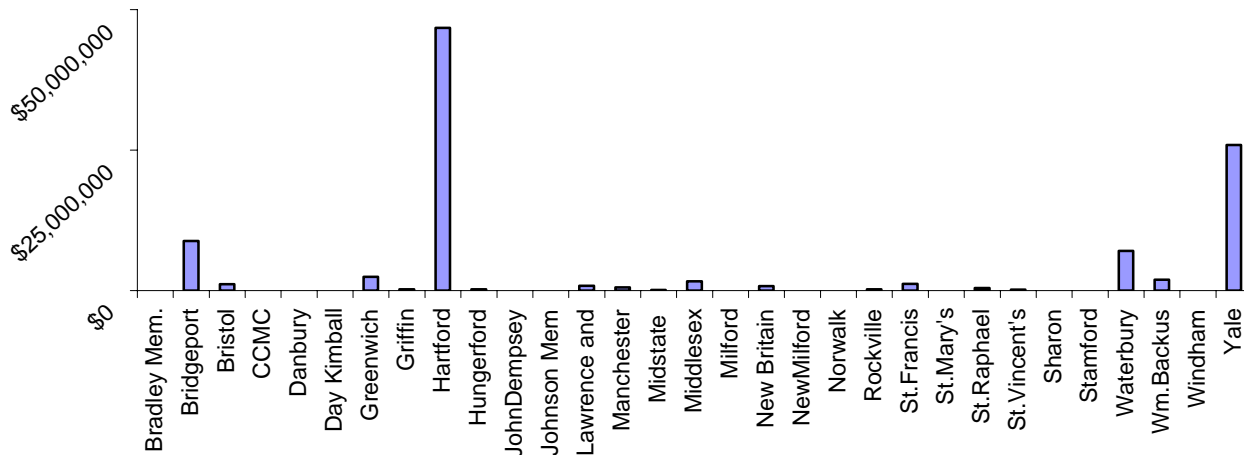


CT Hospital Free Bed Funds – 2003

20 Connecticut hospitals have access to a total of \$100,660,815 to cover the costs of caring for needy uninsured and underinsured patients

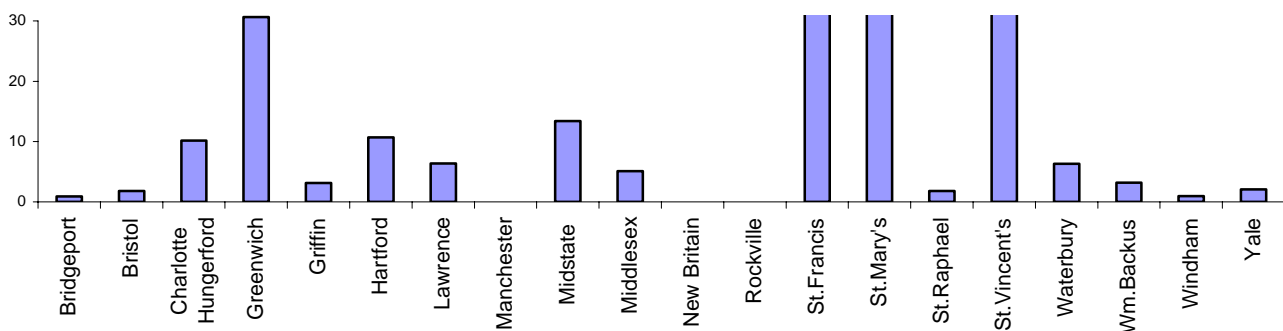
The funds were donated, often decades ago, specifically for the purpose of covering the costs of care for those who cannot pay their bills. The funds are specific to each hospital and not evenly distributed—Hartford and Yale-New Haven Hospitals have the largest funds at \$46,774,927 and \$25,897,318 – together they have 72% of the total. Eleven CT hospitals have no free bed funds.

Hospital Account Balances end of FY 2003



CT hospitals with free bed funds spent 7.8% of the aggregate balance in 2003 up from 5.2% in 2002. Two hospitals spent nothing; another spent under one percent of their balance. Hartford Hospital spent 10.7% and Yale-New Haven spent 2.1%.

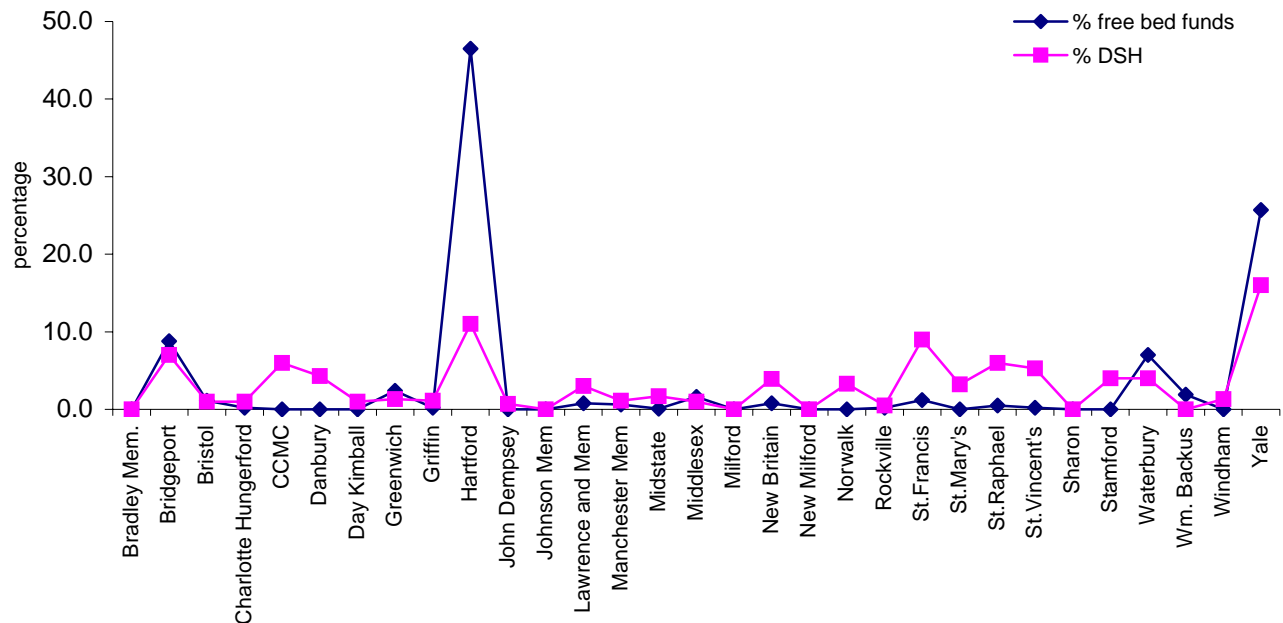
Expenditures as a % of balance



Doesn't the state reimburse hospitals for care provided to the uninsured?

Yes, the state reimburses hospitals for the costs of uncompensated care, as well as Medicaid and SAGA underpayments, through the DSH program. **In FY 2003, Connecticut reimbursed hospitals \$144,368,509 under DSH.** Those payments do not take into account which hospitals have free bed funds.

Hospital share of total free bed fund vs. share of state DSH payments



Bottom line: Some Connecticut hospitals have significant resources to cover the costs of care for the uninsured that they are not using, while collecting millions in state dollars for that care

Sources: OHCA, DSS unpublished reports

CT Hospital Funds for Indigent Care/Free Beds FY 2003

	Account Balance	Expenditures	DSH payments
Bradley Mem.	\$0	\$0	\$218,636
Bridgeport	\$8,822,833	\$344,622	\$10,301,826
Bristol	\$1,140,794	\$20,384	\$1,531,722
Charlotte Hungerford	\$239,578	\$24,394	\$977,244
CCMC	\$0	\$1,838	\$8,629,750
Danbury	\$0	\$0	\$5,402,065
Day Kimball	\$0	\$0	\$1,359,357
Greenwich	\$2,449,000	\$750,000	\$1,557,488
Griffin	\$243,009	\$7,660	\$1,407,261
Hartford	\$46,774,927	\$5,006,217	\$16,407,794
John Dempsey	\$0	\$0	\$773,694
Johnson Mem	\$0	\$0	\$628,257
Lawrence and Mem	\$854,525	\$54,492	\$4,112,263
Manchester Mem	\$583,184	\$0	\$1,197,137
Midstate	\$119,212	\$15,987	\$2,325,052
Middlesex	\$1,629,107	\$83,013	\$2,126,808
Milford	\$0	\$0	\$757,531
New Britain	\$815,638	\$0	\$5,310,106
New Milford	\$0	\$0	\$653,531
Norwalk	\$0	\$0	\$4,173,021
Rockville	\$222,491	\$0	\$787,119
St.Francis	\$1,188,553	\$380,768	\$13,423,655
St.Mary's	\$21,755	\$83,215	\$4,841,956
St.Raphael	\$459,490	\$8,227	\$8,433,460
St. Vincent's	\$184,193	\$69,967	\$7,302,535
Sharon/Essent	\$0	\$0	\$385,194
Stamford	\$0	\$0	\$6,085,963
Waterbury	\$7,067,852	\$447,040	\$5,403,087
Wm. Backus	\$1,923,501	\$60,892	\$3,022,055
Windham	\$23,855	\$228	\$1,027,404
Yale	\$25,897,318	\$541,550	\$23,805,540
Total	\$100,660,815	\$7,900,494	\$144,368,509