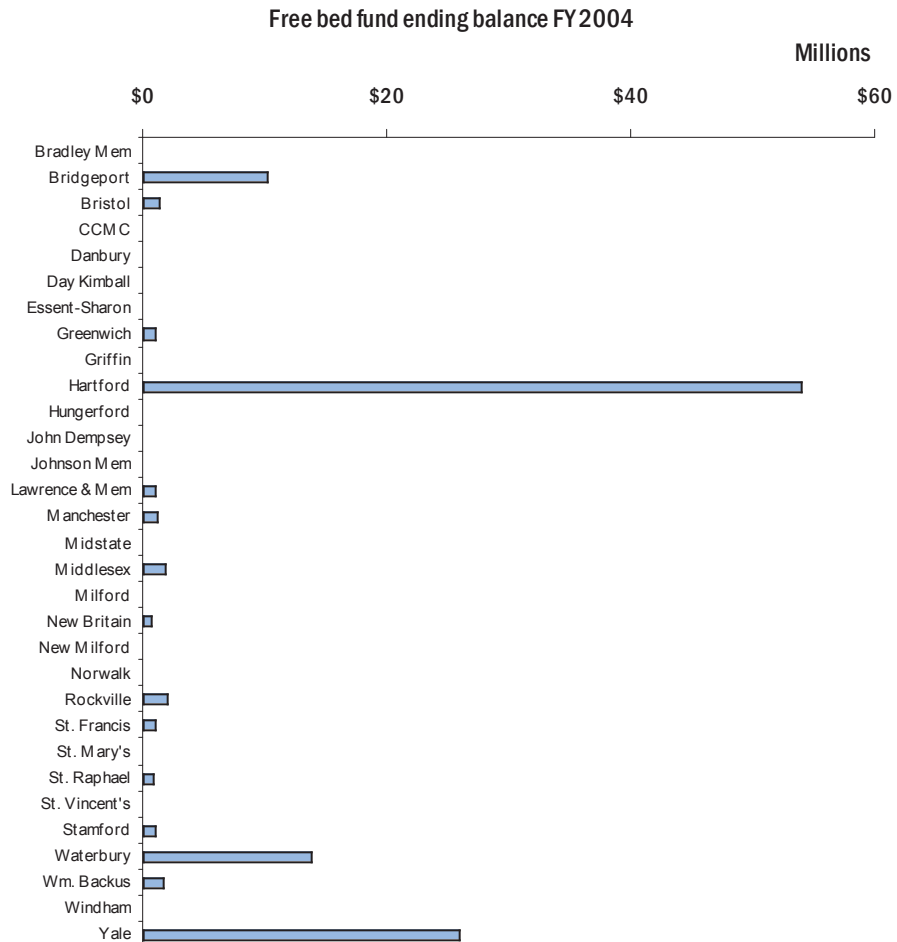
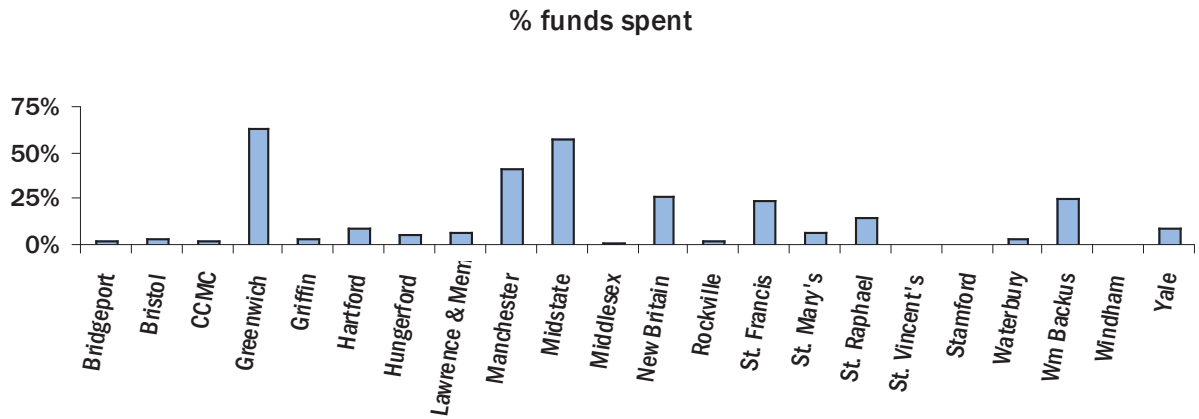


**CT hospital funds for the uninsured – 2004**

**Twenty two Connecticut hospitals have access to a total of \$117,709,497 to cover the costs of caring for needy uninsured and underinsured patients. Two hospitals, Hartford and Yale-New Haven Hospitals, control more than two thirds of the money.** The funds were donated, often decades ago, specifically for the purpose of covering the costs of care for people who cannot pay their bills. The funds are specific to each hospital. Nine Connecticut hospitals have no free bed funds.



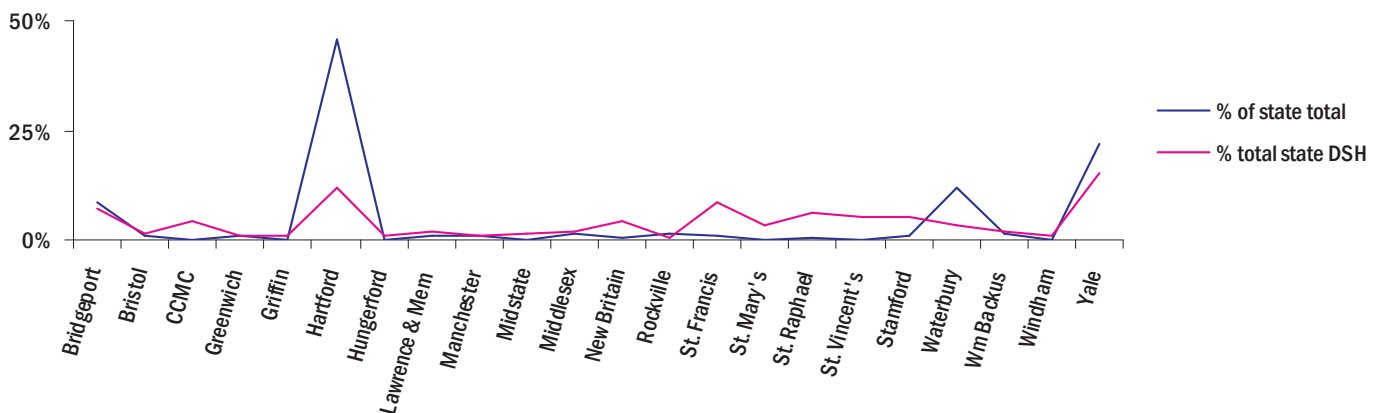
CT hospitals with free bed funds spent, on average, 10% of the balance in 2004, up from 7.8% in 2003 and 5.2% in 2002. Three hospitals spent none of their free bed funds in 2004. Hartford and Yale-New Haven Hospitals each spent 9% of their balances.



**Doesn't the state reimburse hospitals for care provided to the uninsured?**

Yes, the state reimburses hospitals for the costs of uncompensated care, as well as Medicaid and SAGA underpayments, with Medicaid funds through the DSH program. **In FY 2004, Connecticut reimbursed hospitals \$160,892,967 under DSH.** Those payments do not take into account hospitals' available free bed fund resources.

hospital share of total free bed funds vs. share of total state DSH payments



**Bottom Line:**

Some Connecticut hospitals have significant resources to cover the costs of care for uninsured patients. State reimbursements for that care do not consider free bed fund resources already available to hospitals.

## CT hospital funds for indigent care/free care and DSH payments FY 2004

	balance	spent	DSH payments
Bradley Mem	\$ 0	\$ 0	\$ 203,203
Bridgeport	\$ 10,159,135	\$ 225,324	\$ 11,506,550
Bristol	\$ 1,232,662	\$ 40,677	\$ 1,948,980
CCMC	\$ 76,404	\$ 1,627	\$ 6,863,284
Danbury	\$ 0	\$ 0	\$ 5,988,432
Day Kimball	\$ 0	\$ 0	\$ 1,595,881
Essent-Sharon	\$ 0	\$ 0	\$ 416,300
Greenwich	\$ 1,042,000	\$ 1,825,000	\$ 1,480,036
Griffin	\$ 236,525	\$ 8,658	\$ 1,595,885
Hartford	\$ 53,904,355	\$ 5,499,598	\$ 19,033,580
Hungerford	\$ 244,535	\$ 16,381	\$ 1,532,124
John Dempsey	\$ 0	\$ 0	\$ 2,164,682
Johnson Mem	\$ 0	\$ 0	\$ 1,066,850
Lawrence & Mem	\$ 948,524	\$ 66,484	\$ 3,256,306
Manchester	\$ 1,134,866	\$ 789,000	\$ 1,811,703
Midstate	\$ 119,212	\$ 163,190	\$ 2,633,235
Middlesex	\$ 1,738,715	\$ 29,760	\$ 3,058,542
Milford	\$ 0	\$ 0	\$ 900,667
New Britain	\$ 632,257	\$ 223,023	\$ 6,908,433
New Milford	\$ 0	\$ 0	\$ 549,852
Norwalk	\$ 0	\$ 0	\$ 4,493,221
Rockville	\$ 1,906,223	\$ 47,685	\$ 699,221
St. Francis	\$ 956,717	\$ 298,464	\$ 13,786,812
St. Mary's	\$ 21,755	\$ 1,737	\$ 5,726,293
St. Raphael	\$ 806,000	\$ 148,286	\$ 10,144,766
St. Vincent's	\$ 186,440	\$ 0	\$ 8,078,693
Stamford	\$ 919,115	\$ 0	\$ 8,679,874
Waterbury	\$ 13,823,176	\$ 478,822	\$ 5,305,666
Wm. Backus	\$ 1,617,407	\$ 557,587	\$ 3,380,028
Windham	\$ 26,376	\$ 0	\$ 1,454,104
Yale	\$ 25,977,098	\$ 2,622,182	\$ 24,629,764
State total	\$117,709,497	\$13,043,485	\$160,892,967