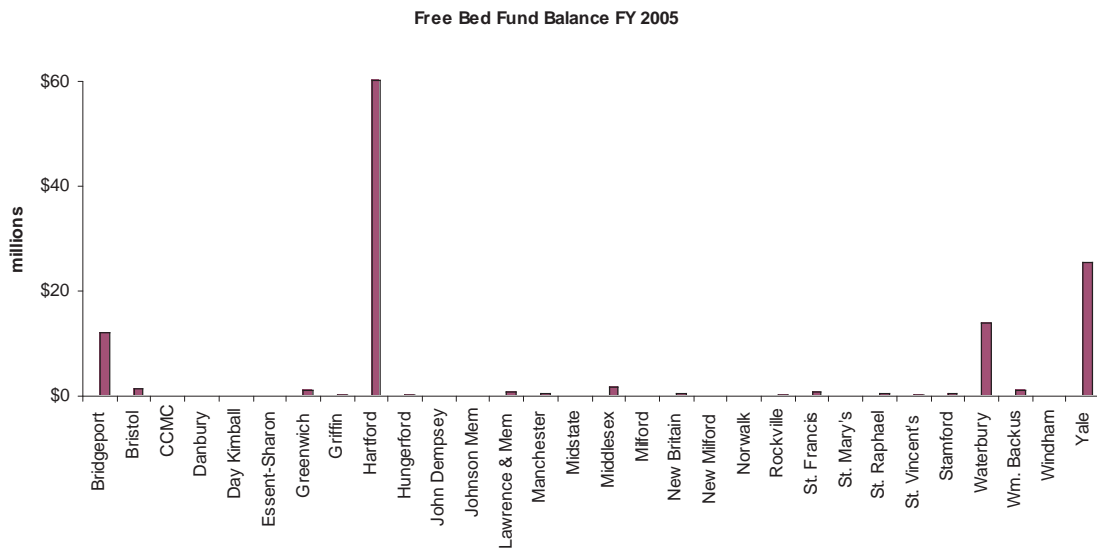
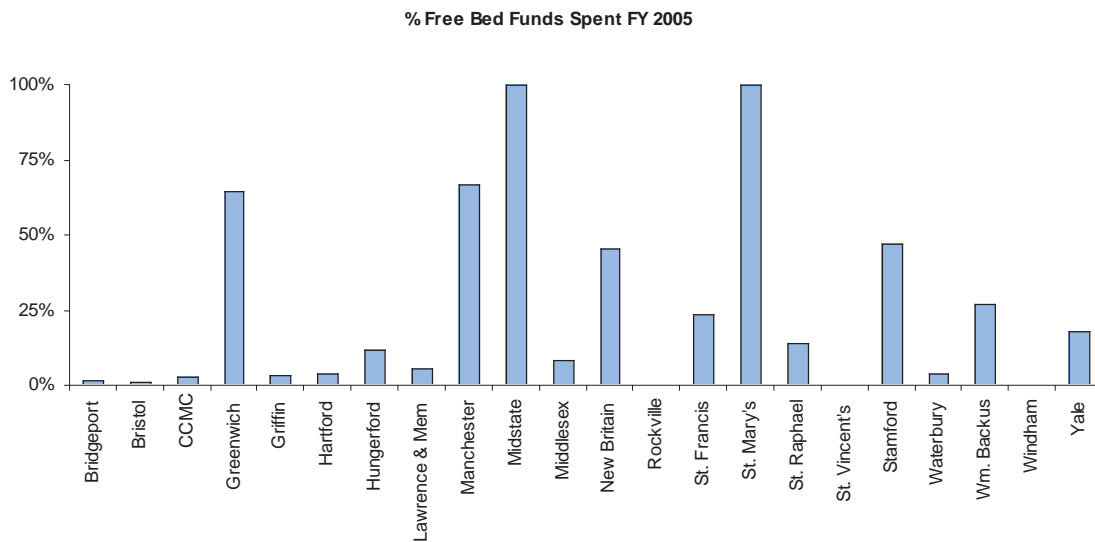


CT Hospital Funds for the Uninsured --- 2005

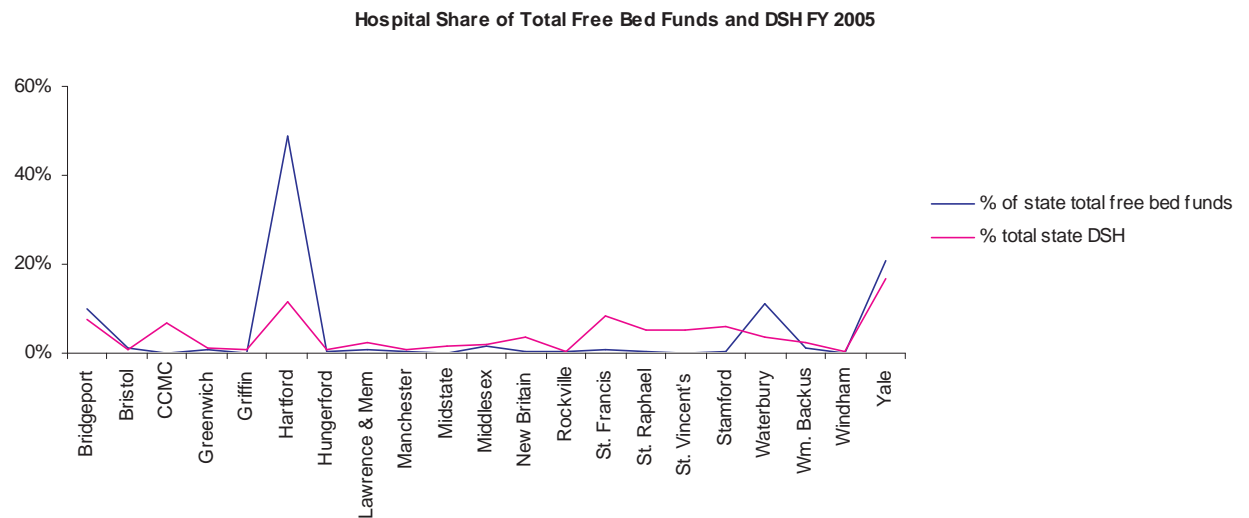
Twenty-two Connecticut hospitals had access to a total of \$116,057,216 in free bed funds to cover the costs of caring for needy uninsured and underinsured patients in 2005, an increase of \$5.3 million over 2004 levels. These funds were donated to hospitals, often decades ago, for the purpose of covering the costs of care for people who cannot pay their bills. The funds are specific to each hospital. Two hospitals, Hartford and Yale-New Haven, control 70% of the money. Nine Connecticut hospitals have no free bed funds.



CT hospitals with free bed funds spent \$13,043,485, or 9% of the balance, in 2005. That is \$2.1 million less than they spent in 2004. Three hospitals spent none of their free bed funds in 2005. Hartford Hospital spent 4% and Yale-New Haven Hospital spent 18% of their balances.



Doesn't the state reimburse hospitals for care provided to the uninsured? Yes, the state reimburses hospitals for the costs of uncompensated care (as well as Medicaid and SAGA underpayments) with Medicaid funds through the DSH program. In 2005, Connecticut reimbursed hospitals \$101,837,451 under DSH, down \$59 million from 2004. Those payments do not take into account hospitals' available free bed fund resources.



Bottom Line:

Despite 4.5% growth in free bed funds, Connecticut hospitals' spending from those accounts dropped 16% from 2004 to 2005. Additional state reimbursements for uncompensated care do not take into consideration free bed fund resources already available to hospitals.

Sources: OHCA, DSS unpublished reports

Amiee Adasczik
Research Fellow
CT Health Policy Project
December 2006

CT Hospital Funds for Indigent Care/Free Care and DSH Payments FY 2005

	Balance	Spent	DSH payments
Bridgeport	\$10,159,135	\$178,124	\$7,553,719
Bristol	\$1,232,662	\$11,928	\$909,539
CCMC	\$76,404	\$2,008	\$6,750,000
Danbury	\$0	\$0	\$3,119,747
Day Kimball	\$0	\$0	\$1,086,733
Essent-Sharon	\$0	\$0	\$237,402
Greenwich	\$1,038,000	\$670,000	\$1,349,888
Griffin	\$236,525	\$8,384	\$634,696
Hartford	\$53,904,355	\$2,151,583	\$11,856,688
Hungerford	\$244,535	\$28,375	\$907,863
John Dempsey	\$0	\$0	\$1,062,447
Johnson Mem	\$0	\$0	\$414,228
Lawrence & Mem	\$948,524	\$50,831	\$2,490,216
Manchester	\$1,162,069	\$775,000	\$1,015,020
Midstate	\$119,212	\$119,283	\$1,449,168
Middlesex	\$1,738,715	\$150,840	\$1,911,608
Milford	\$0	\$0	\$248,135
New Britain	\$632,257	\$286,752	\$3,732,095
New Milford	\$0	\$0	\$333,621
Norwalk	\$0	\$0	\$2,518,880
Rockville	\$230,738	\$0	\$417,097
St. Francis	\$956,717	\$227,498	\$8,732,035
St. Mary's	\$21,755	\$21,755	\$2,664,196
St. Raphael	\$806,001	\$111,176	\$5,191,802
St. Vincent's	\$186,440	\$0	\$5,192,396
Stamford	\$919,115	\$436,257	\$6,216,350
Waterbury	\$13,823,176	\$541,661	\$3,703,959
Wm. Backcus	\$1,617,407	\$440,434	\$2,400,051
Windham	\$26,376	\$0	\$530,066
Yale	\$25,977,098	\$4,721,870	\$17,207,806
State Total	\$116,057,216	\$10,933,759	\$101,837,451