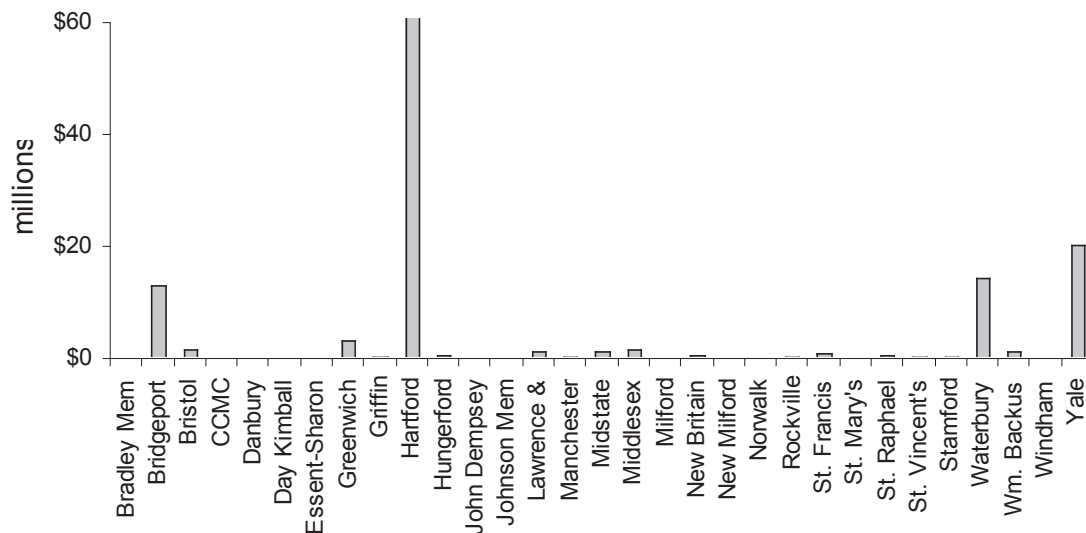


## CT hospital funds for the uninsured 2006

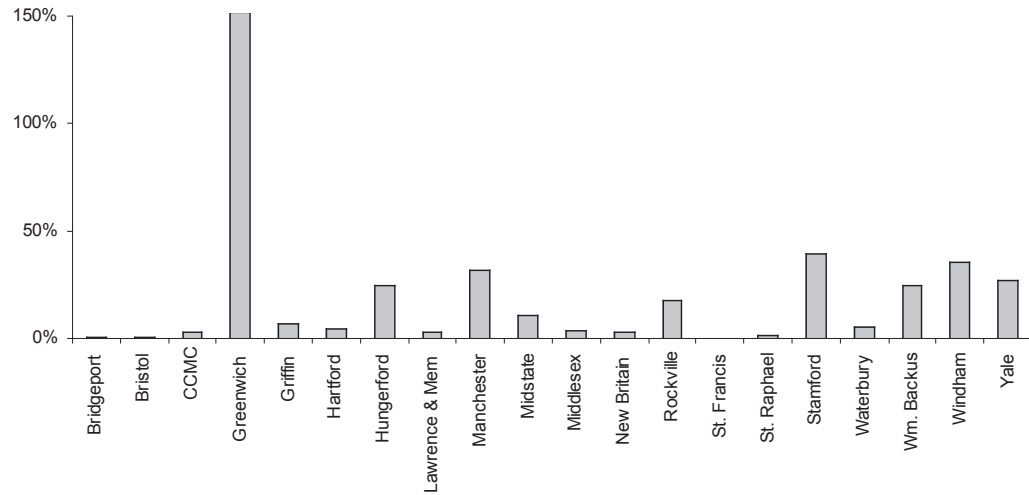
Twenty-two Connecticut hospitals had access to a total of \$128,345,950 at the end of FY 2006 to cover the costs of caring for needy uninsured and underinsured patients; an increase of \$5.3 million over 2005. Two hospitals, Hartford and Yale-New Haven Hospitals, control more than two thirds of the money. The funds were donated, often decades ago, specifically for the purpose of covering the costs of care for people who cannot pay their bills. The funds are specific to each hospital. Eleven Connecticut hospitals have no free bed funds.

**Free Bed Fund Balance 2006**



CT hospitals with free bed funds spent \$13,492,854 or 11% of the balance in 2006, up from 9% in 2005. Hartford Hospital spent 5% and Yale-New Haven Hospital spent 27% of their balances.

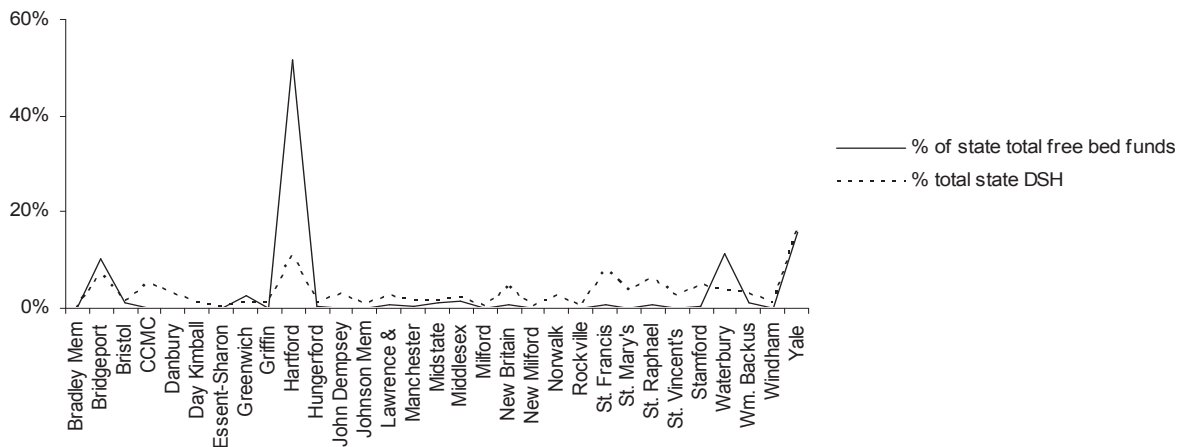
% Free Bed Funds Spent FY 2006



**Doesn't the state reimburse hospitals for care provided to the uninsured?**

Yes, the state reimburses hospitals for the costs of uncompensated care, as well as Medicaid and SAGA underpayments, with Medicaid funds through the DSH program. In FY 2006, Connecticut reimbursed hospitals \$164,523,463 under DSH. Those payments do not take into account hospitals' available free bed fund resources.

Hospital Share of Total Free Bed Funds and DSH FY 2006



**Bottom Line:**

Some Connecticut hospitals have significant resources to cover the costs of care for uninsured patients. State reimbursements for that care do not consider free bed funds resources already available to hospitals.

Sources: OHCA, DSS unpublished reports.

## CT hospital funds for Indigent Care/Free Care and DSH payments FY 2006

	Balance	Spent	DSH payments
Bradley	\$0	\$0	\$262,864
Bridgeport	\$13,053,101	\$137,966	\$11,725,082
Bristol	\$1,552,555	\$6,749	\$2,274,358
CCMC	\$79,807	\$2,515	\$8,187,813
Danbury	\$0	\$0	\$4,982,079
Day Kimball	\$0	\$0	\$1,543,543
Essent-Sharon	\$0	\$0	\$404,945
Greenwich	\$3,115,138	\$1,713,862	\$1,523,569
Griffin	\$233,369	\$16,422	\$1,905,102
Hartford	\$66,200,762	\$2,771,188	\$17,882,975
Hungerford	\$531,537	\$66,808	\$2,004,162
John Dempsey	\$0	\$0	\$4,836,171
Johnson Mem	\$0	\$0	\$1,025,478
Lawrence & Mem	\$1,148,920	\$35,726	\$4,051,530
Manchester	\$472,867	\$199,171	\$2,201,869
Midstate	\$1,254,279	\$133,346	\$2,382,155
Middlesex	\$1,783,307	\$70,045	\$3,766,497
Milford	\$0	\$0	\$698,038
New Britain	\$766,752	\$24,485	\$7,161,064
New Milford	\$0	\$0	\$620,642
Norwalk	\$0	\$0	\$4,081,220
Rockville	\$221,774	\$44,251	\$834,315
St. Francis	\$826,664	\$292	\$13,314,243
St. Mary's	\$0	\$0	\$5,960,759
St. Raphael	\$740,557	\$10,834	\$9,984,106
St. Vincent's	\$196,830	\$0	\$4,468,442
Stamford	\$371,415	\$219,957	\$7,998,231
Waterbury	\$14,385,181	\$791,396	\$5,975,104
Wm. Backcus	\$1,203,789	\$344,666	\$4,643,765
Windham	\$19,476	\$10,175	\$1,575,159
Yale	\$20,187,870	\$6,893,000	\$26,248,183
State Total	\$128,345,950	\$13,492,854	\$164,523,463