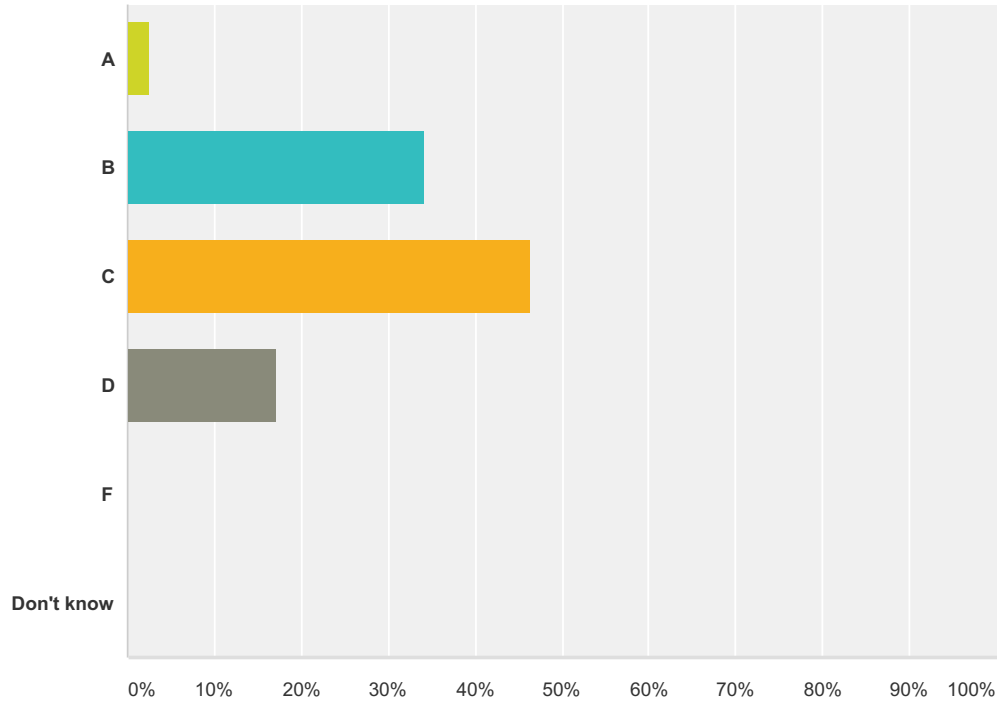


**Q1 What grade would you give Connecticut for progress toward reform overall?  
Consider both private and public efforts.**

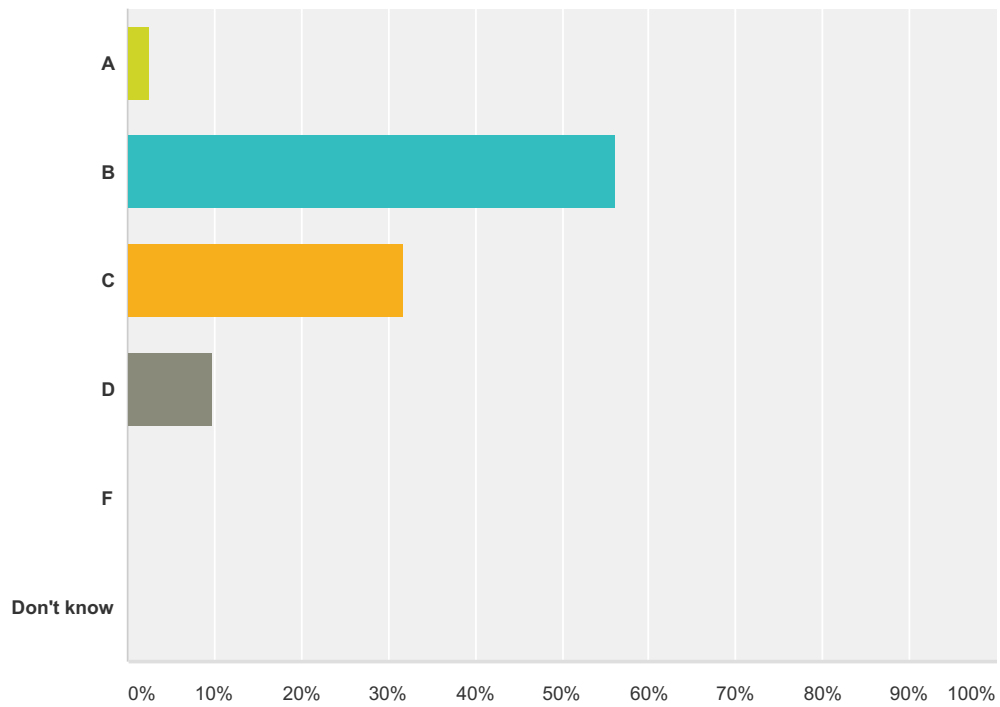
Answered: 41 Skipped: 0



Answer Choices	Responses
A	2.44% 1
B	34.15% 14
C	46.34% 19
D	17.07% 7
F	0.00% 0
Don't know	0.00% 0
<b>Total</b>	<b>41</b>

## Q2 What grade does Connecticut get for effort?

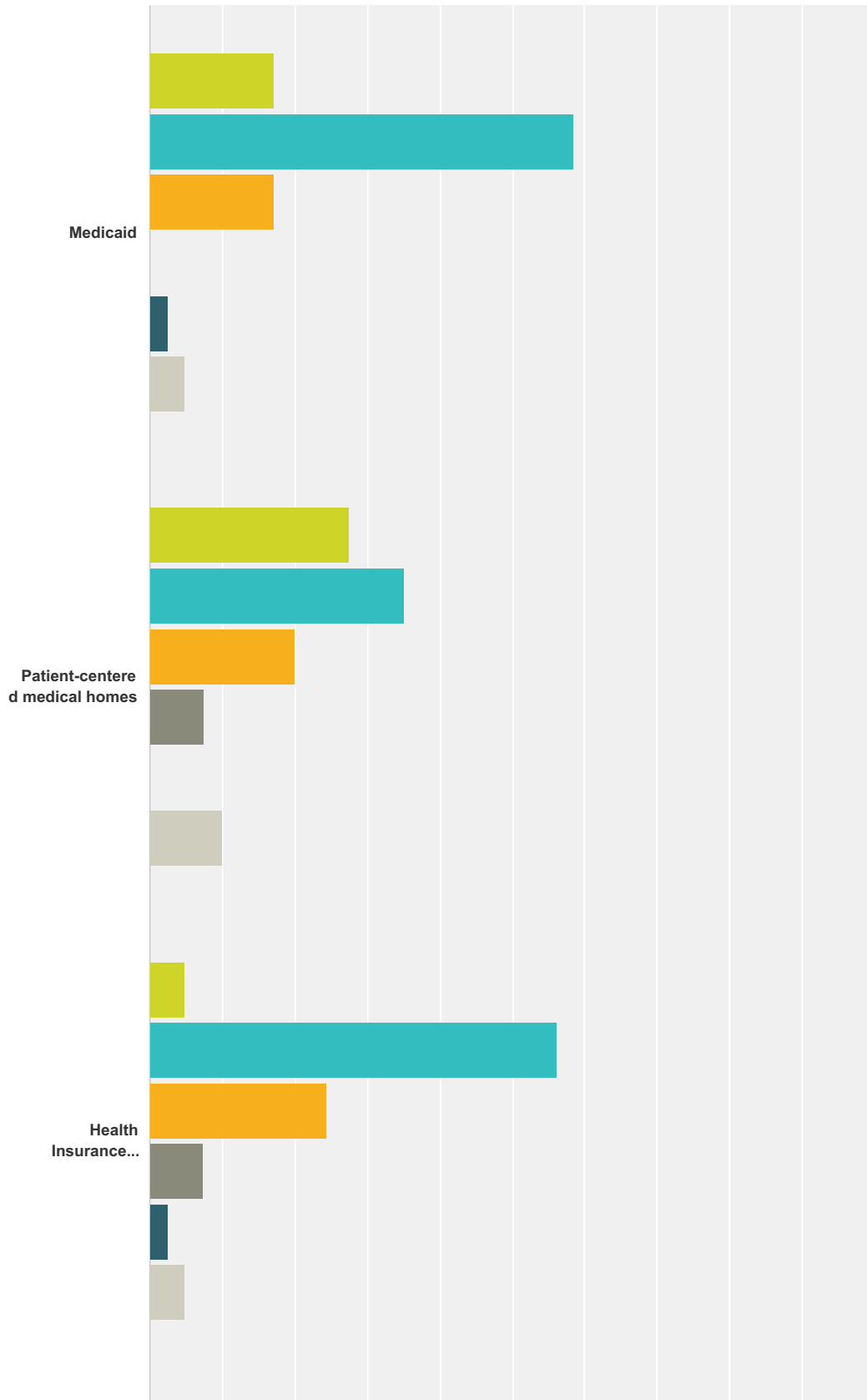
Answered: 41 Skipped: 0



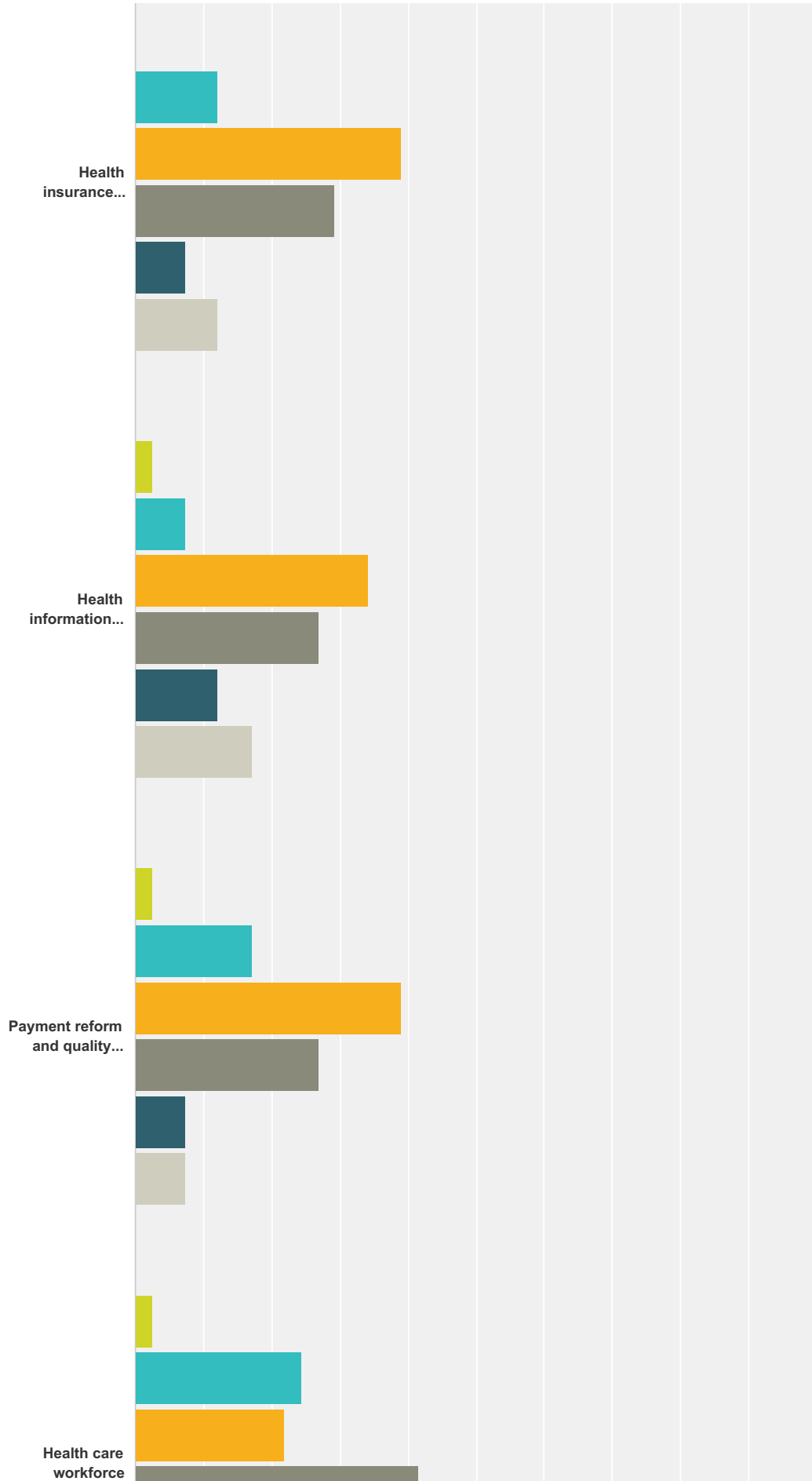
Answer Choices	Responses
A	2.44% 1
B	56.10% 23
C	31.71% 13
D	9.76% 4
F	0.00% 0
Don't know	0.00% 0
<b>Total</b>	<b>41</b>

### Q3 How is Connecticut performing in these areas of reform?

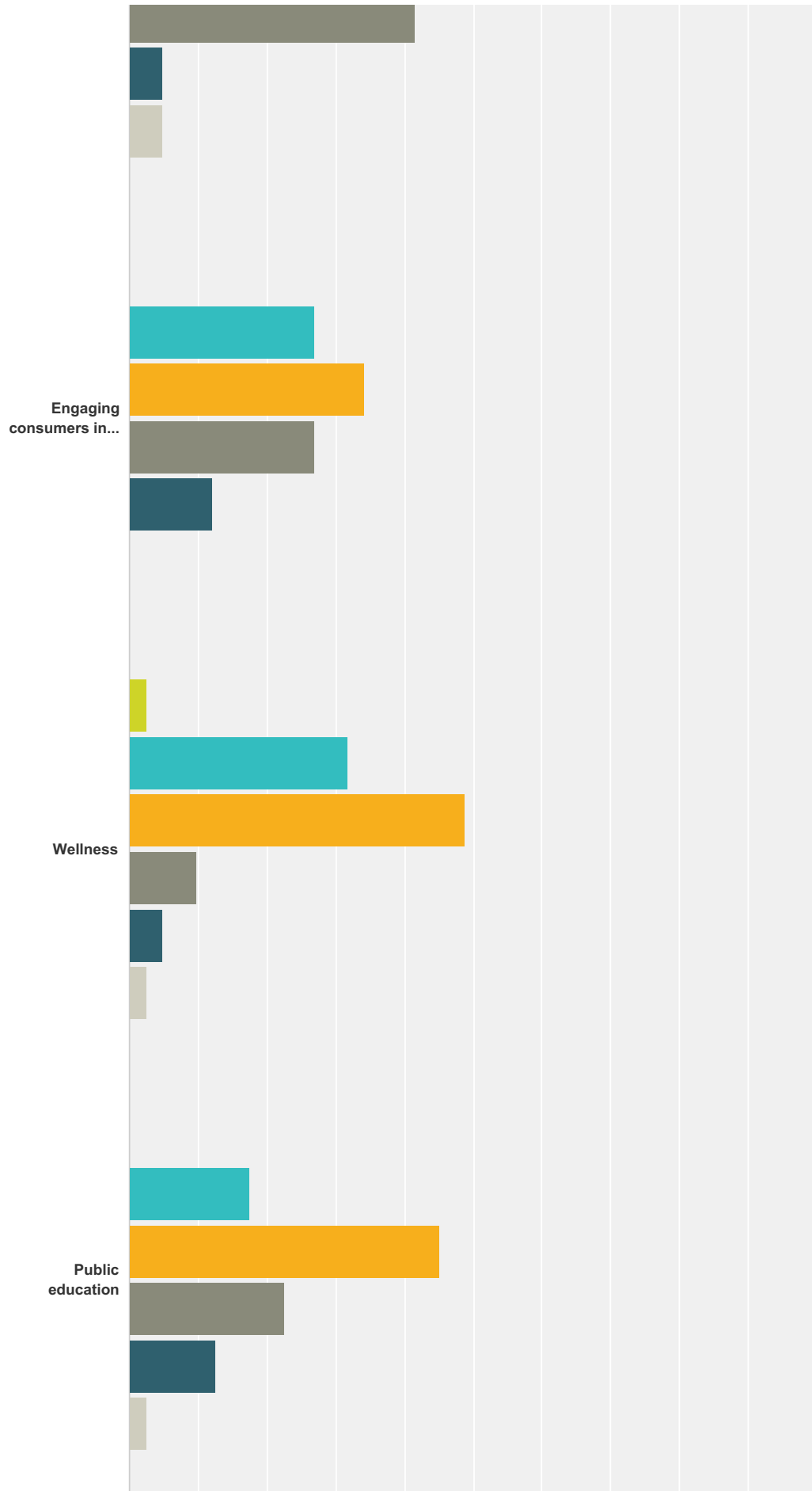
Answered: 41 Skipped: 0



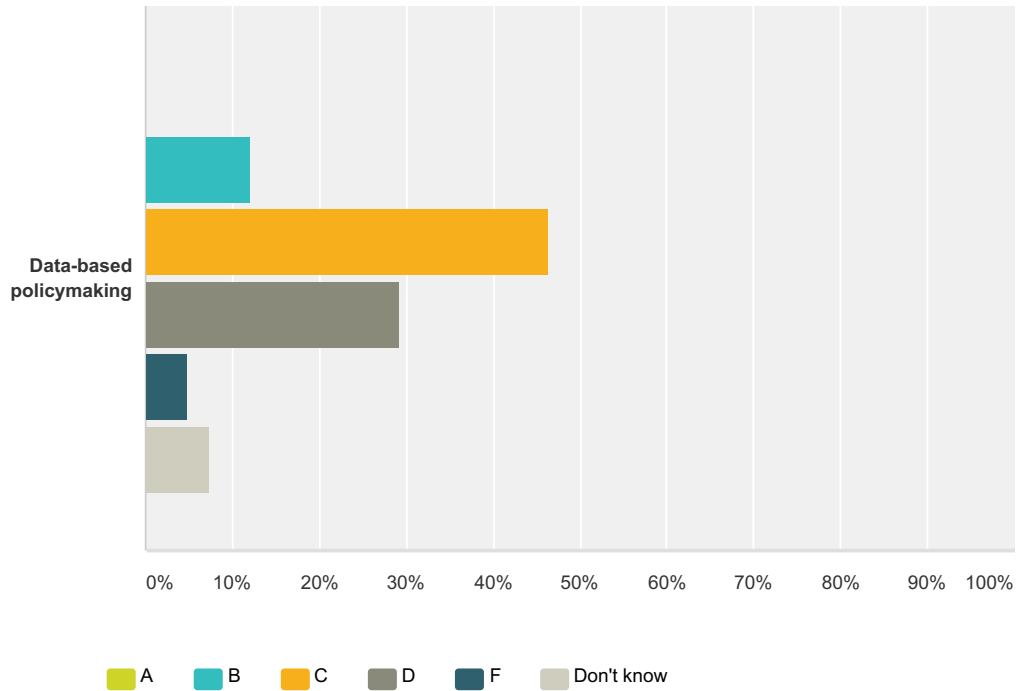
CT Health Thought Leaders Survey January 2017



CT Health Thought Leaders Survey January 2017



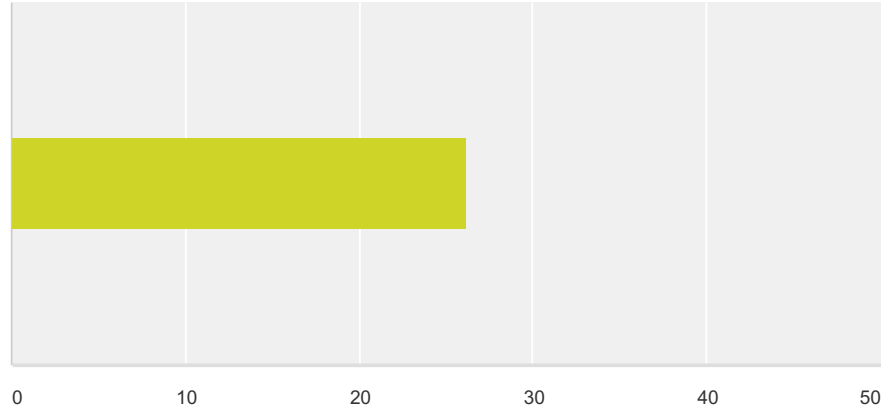
# CT Health Thought Leaders Survey January 2017



	A	B	C	D	F	Don't know	Total
Medicaid	17.07% 7	58.54% 24	17.07% 7	0.00% 0	2.44% 1	4.88% 2	41
Patient-centered medical homes	27.50% 11	35.00% 14	20.00% 8	7.50% 3	0.00% 0	10.00% 4	40
Health Insurance Exchange	4.88% 2	56.10% 23	24.39% 10	7.32% 3	2.44% 1	4.88% 2	41
Health insurance market reform	0.00% 0	12.20% 5	39.02% 16	29.27% 12	7.32% 3	12.20% 5	41
Health information technology	2.44% 1	7.32% 3	34.15% 14	26.83% 11	12.20% 5	17.07% 7	41
Payment reform and quality improvement	2.44% 1	17.07% 7	39.02% 16	26.83% 11	7.32% 3	7.32% 3	41
Health care workforce	2.44% 1	24.39% 10	21.95% 9	41.46% 17	4.88% 2	4.88% 2	41
Engaging consumers in policymaking	0.00% 0	26.83% 11	34.15% 14	26.83% 11	12.20% 5	0.00% 0	41
Wellness	2.44% 1	31.71% 13	48.78% 20	9.76% 4	4.88% 2	2.44% 1	41
Public education	0.00% 0	17.50% 7	45.00% 18	22.50% 9	12.50% 5	2.50% 1	40
Data-based policymaking	0.00% 0	12.20% 5	46.34% 19	29.27% 12	4.88% 2	7.32% 3	41

**Q4 What is your perception of trust between stakeholders and groups in Connecticut's health policymaking environment?**

Answered: 37 Skipped: 4



Answer Choices	Average Number	Total Number	Responses
	26	968	37
<b>Total Respondents: 37</b>			

**Q5 What two or three suggestions do you have to build trust in Connecticut's health policymaking environment?**

Answered: 36 Skipped: 5

Answer Choices	Responses	
1.	100.00%	36
2.	88.89%	32
3.	72.22%	26



### Q6 Other ideas to improve progress

Answered: 23 Skipped: 18

Answer Choices	Responses	
1.	100.00%	23
2.	91.30%	21
3.	47.83%	11